

Product data sheet

Characteristics

PDL395CSG

Connected Socket, Iconic, BLE default mode,
Twin horizontal, 10 A, 240 V, Grid



Main

Range compatibility	PDL mounting bracket PDL wall box
Product brand	PDL
Range	Iconic
Product or component type	Socket-outlet

Complementary

Device presentation	Complete product
Socket-outlet type	Twin switched socket-outlet
[Ue] rated operational voltage	240 V AC 50 Hz
Colour tint	White
Surface finish	Matt
Local signalling	LED
Control type	Rocker on/off switching By mobile application
Software name	Wiser by SE App
Module configuration	Programmed with touch switch
Rated current	10 A
Technology type	Bluetooth low energy default Zigbee
Memory description	Backup memory - date and time for 6 h Backup memory - program for indefinite period
Material	Plastic
Type of installation	Indoor installation




Environment

IP degree of protection	IP20
Relative humidity	5...90 % non-condensing
Standards	AS/NZS 3112 safety AS/NZS 60669.2.1 safety AS/NZS 60669.2.1 EMC AS/NZS 4268 radio

Packing Units

Unit Type of Package 1	PCE
Number of Units in Package 1	1
Package 1 Weight	202 g
Package 1 Height	5.4 cm
Package 1 width	9.5 cm
Package 1 Length	14.1 cm

Offer Sustainability

EU RoHS Directive	Compliant  EU RoHS Declaration
Mercury free	Yes
RoHS exemption information	 Yes
China RoHS Regulation	 China RoHS Declaration